

---

# Variational Methods & Optimal Control

## *lecture 05*

Matthew Roughan

<matthew.roughan@adelaide.edu.au>

Discipline of Applied Mathematics  
School of Mathematical Sciences  
University of Adelaide

April 14, 2016

---

# Special case 2

When  $f$  has no dependence on  $x$  we call this an autonomous problem, and we can replace the E-L equations with

$$H(y, y') = y' \frac{\partial f}{\partial y'} - f(y, y') = \text{const}$$

We will see  $H$  again later – it often turns out to be a conserved quantity like energy, and so arises naturally in computing the shape of a catenary.

# Euler-Lagrange equation

---

Theorem 2.2.1: Let  $F : C^2[x_0, x_1] \rightarrow \mathbb{R}$  be a functional of the form

$$F\{y\} = \int_{x_0}^{x_1} f(x, y, y') dx,$$

where  $f$  has continuous partial derivatives of second order with respect to  $x$ ,  $y$ , and  $y'$ , and  $x_0 < x_1$ . Let

$$S = \{ y \in C^2[x_0, x_1] \mid y(x_0) = y_0 \text{ and } y(x_1) = y_1 \},$$

where  $y_0$  and  $y_1$  are real numbers. If  $y \in S$  is an extremal for  $F$ , then for all  $x \in [x_0, x_1]$

$$\boxed{\frac{d}{dx} \left( \frac{\partial f}{\partial y'} \right) - \frac{\partial f}{\partial y} = 0}$$

# Autonomous case

---

The autonomous case is where  $f$  has no explicit dependence on  $x$ , so  $\partial f / \partial x = 0$ .

**Theorem 2.3.1:** Let  $J$  be a functional of the form

$$J\{y\} = \int_{x_1}^{x_2} f(y, y') dx$$

and define the function  $H$  by

$$H(y, y') = y' \frac{\partial f}{\partial y'} - f(y, y')$$

Then  $H$  is constant along any extremal of  $y$ .

# Proof of Theorem 2.3.1

---

$$\begin{aligned}\frac{d}{dx}H(y, y') &= \frac{d}{dx} \left( y' \frac{\partial f}{\partial y'} - f(y, y') \right), \\ &= y'' \frac{\partial f}{\partial y'} + y' \frac{d}{dx} \frac{\partial f}{\partial y'} - y' \frac{\partial f}{\partial y} - y'' \frac{\partial f}{\partial y'} \\ &= y' \left( \frac{d}{dx} \frac{\partial f}{\partial y'} - \frac{\partial f}{\partial y} \right) \\ &= 0\end{aligned}$$

So

$$H(y, y') = \text{const}$$

□

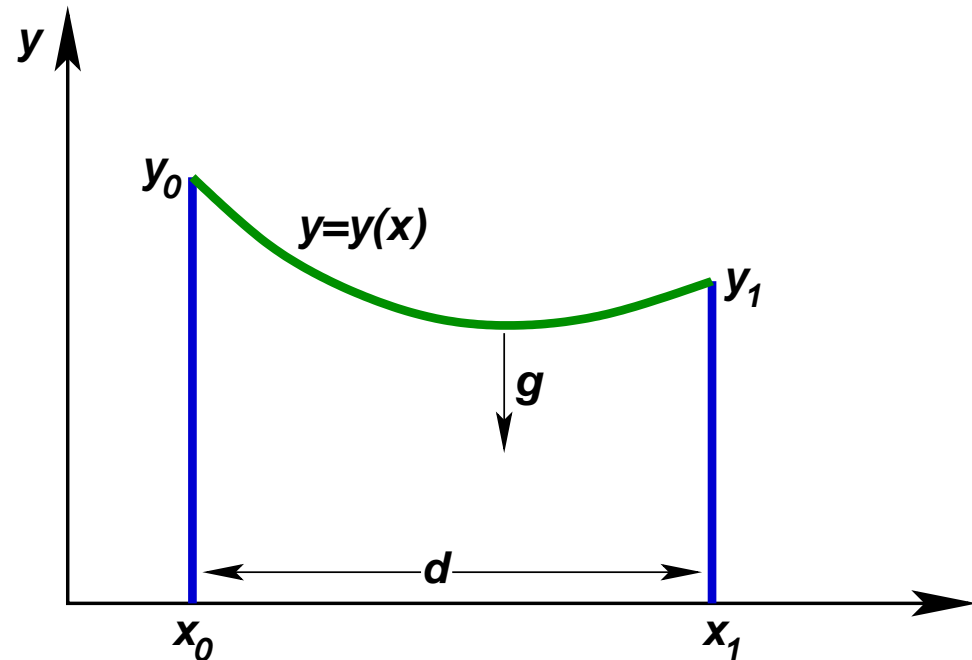
NB: this is a first order differential equation for the extremal  $y$ .

# The Catenary

The potential energy of the cable is

$$W_p\{y\} = \int_0^L mgy(s)ds$$

Where  $L$  is the length of the cable



$m$  = mass

$g$  = gravitational constant

# The Catenary

---

Catenary is derived from the Latin word *catena*, which means "chain"

Examples: power-lines, hanging chains, spider web

The catenary is also called

- chainette (French)
- alyroid (the catenary is a special case of an alyroid)
- funicular curve (a funicular polygon is formed by having a cord fastened at its ends, with weights at different points).

<http://www.2dcurves.com/exponential/exponentiala.html>

<http://dictionary.die.net/funicular%20curve>

A funicular rail (for instance) uses a chain to pull its cars up a steep slope.

# The Catenary, reformulation

---

As with geodesic in the plan

$$ds = \sqrt{1 + y'^2} dx$$

So the functional of interest (the potential energy) is

$$W_p\{y\} = mg \int_{x_0}^{x_1} y \sqrt{1 + y'^2} dx$$

which does not contain  $x$  explicitly.

$$H(y, y') = y' \frac{\partial f}{\partial y'} - f = \text{const.}$$

where  $f(y, y') = y \sqrt{1 + y'^2}$ .



# The Catenary (iii)

$$\begin{aligned}c_1 &= H(y, y') \\ &= y' \frac{\partial f}{\partial y'} - f \quad \text{where } f(y, y') = y\sqrt{1 + y'^2}\end{aligned}$$

$$= y' \frac{yy'}{\sqrt{1 + y'^2}} - y\sqrt{1 + y'^2}$$

$$c_1 \sqrt{1 + y'^2} = yy'^2 - y(1 + y'^2)$$

$$c_1 \sqrt{1 + y'^2} = -y$$

$$c_1^2 (1 + y'^2) = y^2$$

$$\frac{y^2}{1 + y'^2} = c_1^2$$

# The Catenary (iv)

---

If  $c_1 = 0$  the only solution is  $y = 0$ .

If  $c_1 \neq 0$  then, rearrange to get

$$\frac{dy}{dx} = \sqrt{\frac{y^2}{c_1^2} - 1}$$

$$dx = \frac{1}{\sqrt{\frac{y^2}{c_1^2} - 1}} dy$$

$$\int dx = \int \frac{1}{\sqrt{\frac{y^2}{c_1^2} - 1}} dy$$

$$x - c_2 = \int \frac{1}{\sqrt{\frac{y^2}{c_1^2} - 1}} dy$$

# The Catenary (v)

---

Now

$$\frac{d}{dx} (\cosh^{-1} u) = \frac{1}{\sqrt{u^2 - 1}} \frac{du}{dx},$$

So taking  $u = y/c_1$  we get

$$\frac{d}{dx} \cosh^{-1} (y/c_1) = \frac{1}{\sqrt{y^2/c_1^2 - 1}} \frac{1}{c_1},$$

So, the integral above results in

$$x - c_2 = c_1 \cosh^{-1} (y/c_1).$$

# The Catenary (vi)

---

The extremals are thus given by

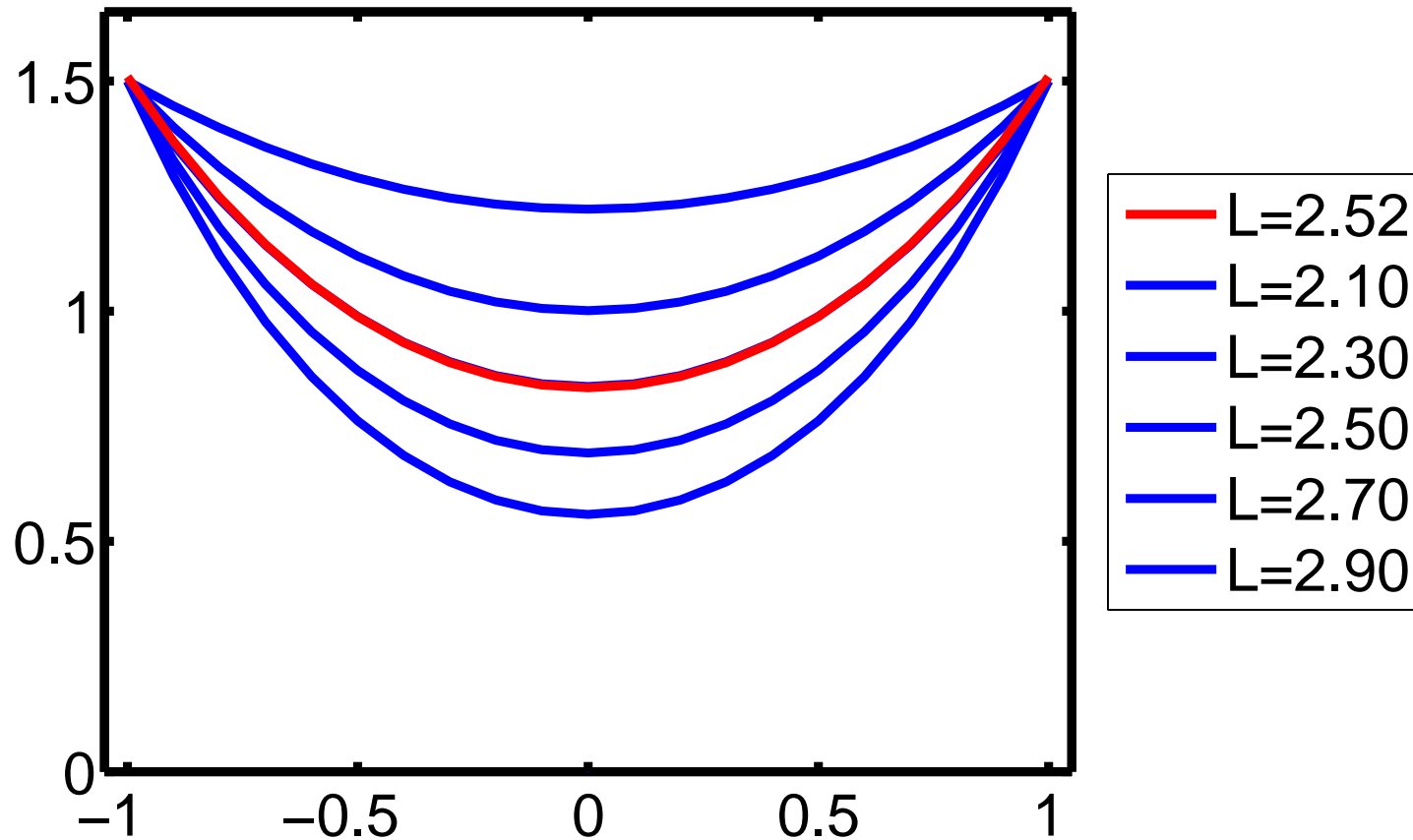
$$y = c_1 \cosh\left(\frac{x - c_2}{c_1}\right)$$

In particular, the minimal potential energy occurs when  $y$  takes this form, a **catenary**.

The constants  $c_1$  and  $c_2$  are determined by the end conditions, the heights of the poles, e.g.  $y(x_0) = x_0$  and  $y(x_1) = x_1$ .

Notice I didn't specify  $L$  anywhere here.

# Catenaries of different $L$



# Finding the constants

---

cosh is an **even** function so if  $x_0 = -1$  and  $x_1 = 1$ , and  $y_1 = y_2$  then the constant  $c_2 = 0$ . So we can rewrite this as

$$y(x) = c_1 \cosh\left(\frac{x}{c_1}\right)$$

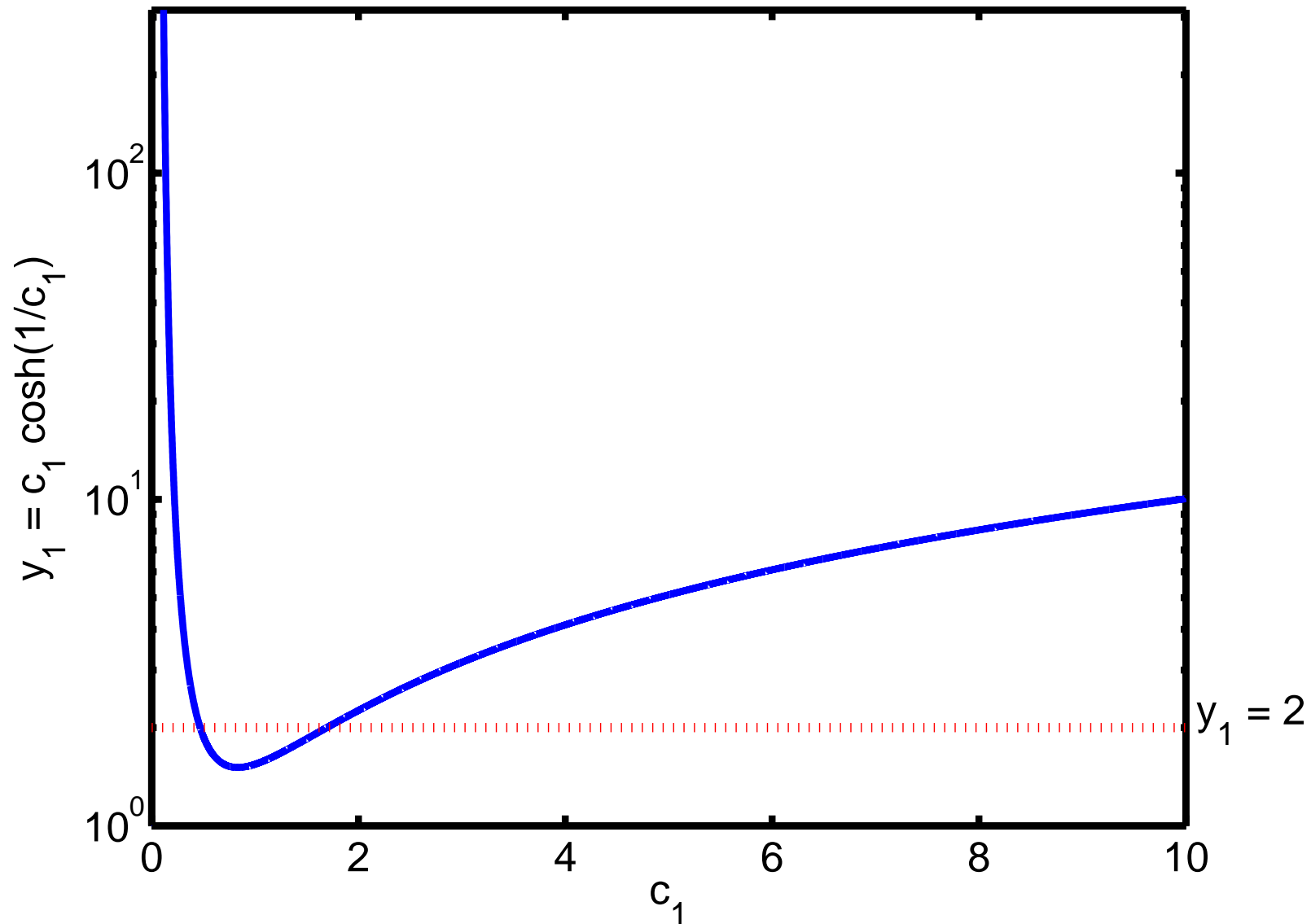
which we solve for  $y(1) = c_1 \cosh(1/c_1) = y_1$  to get  $c_1$ .

- non-linear, so solve numerically

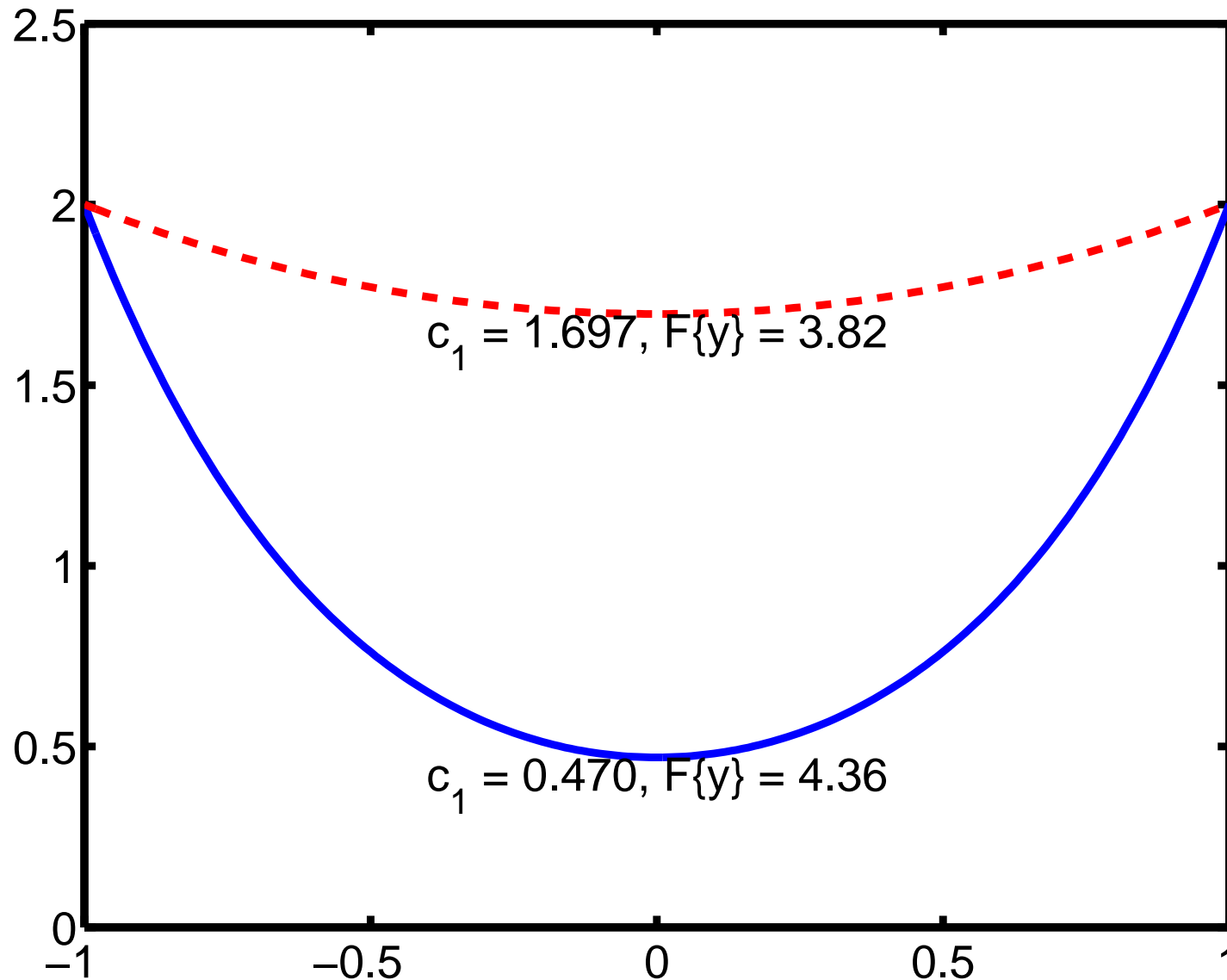
For instance  $y(1) = 2$  we get two possible values  $c_1 = 0.47$  and  $c_1 = 1.697$

- they don't have to both be minima
- one could be a maxima, or a stationary point

# Finding the constants



# Finding the constants





# Existence of a solution

---

In the above solution, note that for some values of  $y_0$  and  $y_1$ , we can get multiple solution, but in some cases there may be a unique solution, or no solutions!!!

# Calculating the functional

Once we know  $y$ , it is (in principle) easy to calculate  $F\{y\}$ , e.g., for the catenary note the following identities

$$\begin{aligned}\frac{d}{dx}c_1 \cosh(x/c_1) &= \sinh(x/c_1) \\ 1 + \sinh^2(x/c_1) &= \cosh^2(x/c_1)\end{aligned}$$

and so

$$\begin{aligned}F\{y\} &= \int_{-1}^1 y \sqrt{1 + y'^2} dx \\ &= \int_{-1}^1 c_1 \cosh(x/c_1) \sqrt{1 + \sinh^2(x/c_1)} dx \\ &= \int_{-1}^1 c_1 \cosh^2(x/c_1) dx\end{aligned}$$

# Calculating the functional

---

Now note that

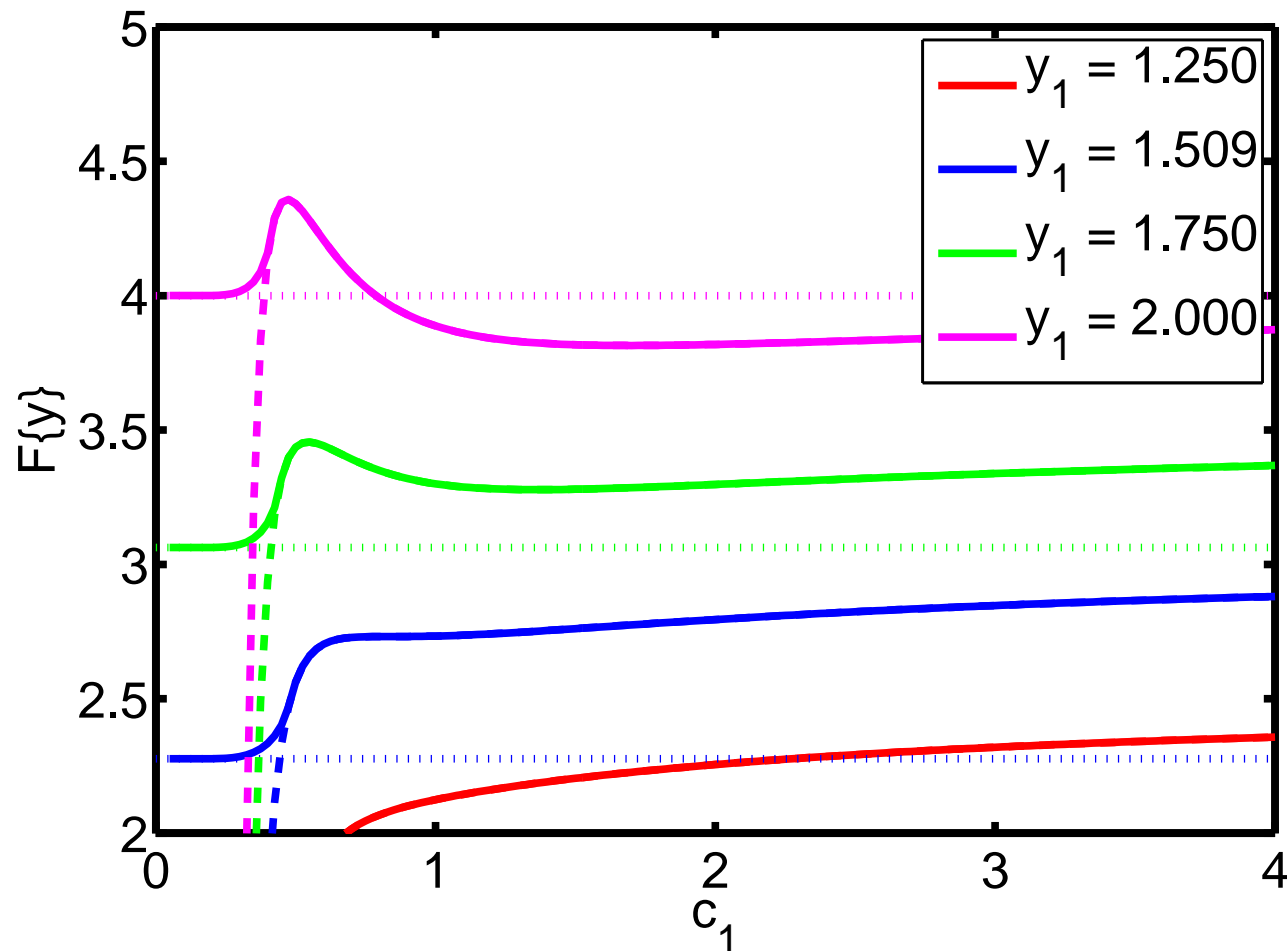
$$\cosh^2(x) = (\cosh(2x) + 1)/2$$

so that

$$\begin{aligned} F\{y\} &= \frac{c_1}{2} \int_{-1}^1 (\cosh(2x/c_1) + 1) dx \\ &= \frac{c_1}{2} \int_{-1}^1 dx + \frac{c_1}{2} \int_{-1}^1 \cosh(2x/c_1) dx \\ &= c_1 + \frac{c_1^2}{4} [\sinh(2x/c_1)]_{-1}^1 \\ &= c_1 + \frac{c_1^2}{2} \sinh(2/c_1) \end{aligned}$$

# Calculating the functional

You can think of the length as changing slowly, so at each point in time, the shape is a catenary with constant  $c_1$ , where this varies over time, i.e., optimise WRT to  $c_1$ .



# The length of the Catenary

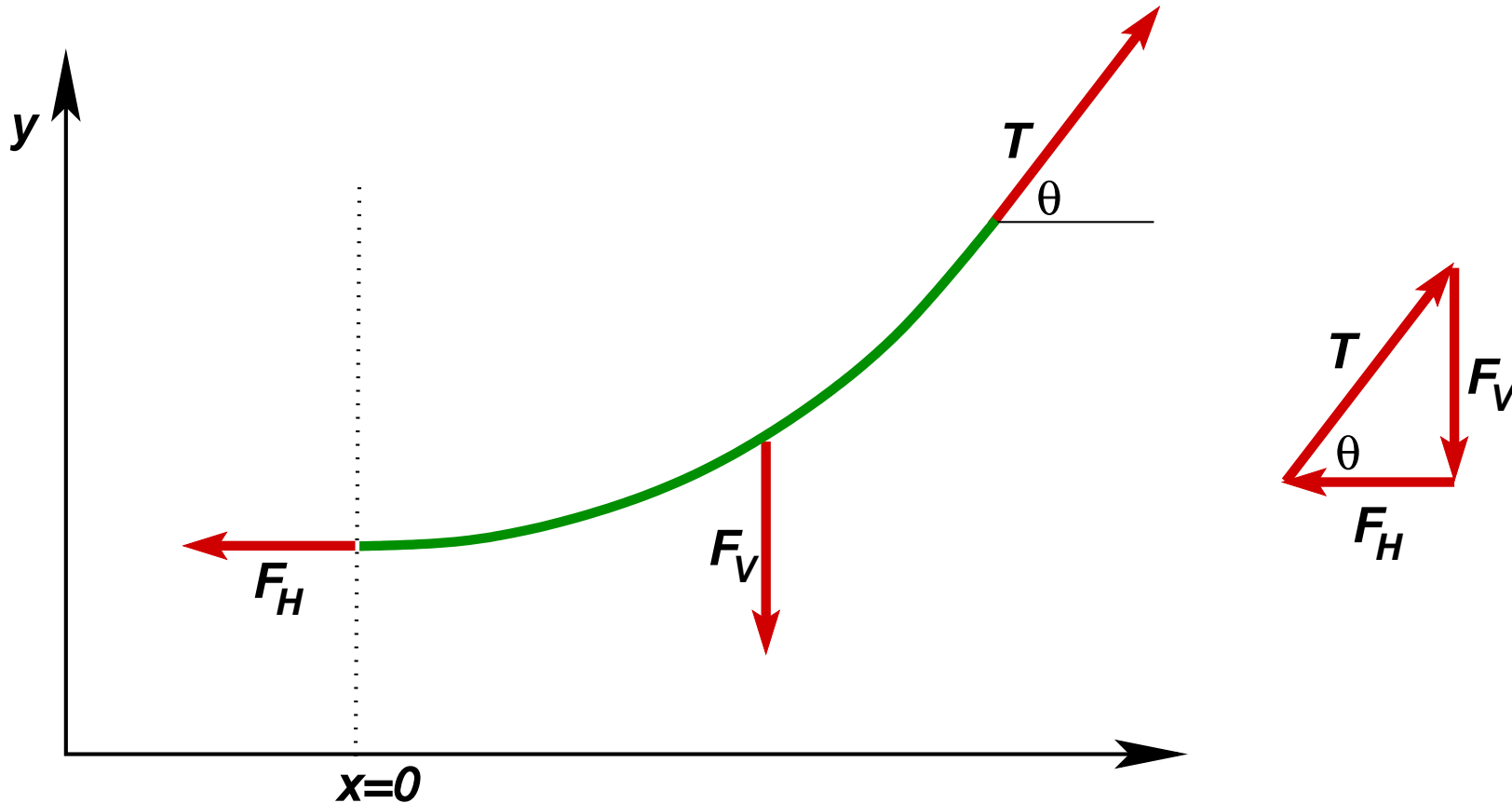
---

$$\begin{aligned}L\{y\} &= \int_{-1}^1 \sqrt{1 + y'^2} dx \\ &= \int_{-1}^1 \cosh(x/c_1) dx \\ &= c_1 [\sinh(x/c_1)]_{-1}^1 \\ &= 2c_1 \sinh(1/c_1)\end{aligned}$$

But note that in this version of the problem we can't **set** the length, it is an output. Later on we will constrain the length so it is an input to the problem.

# Catenary addendum

The usual explanation for the shape of the catenary is based on a simple physical argument: **forces must be balance in equilibrium.**



# Catenary addendum

---

**forces must be balance in equilibrium** so tension in the cable (which must be in the direction of the cable) must balance the horizontal force  $F_H$  at the lowest point, and the downwards force  $F_V$ . The results is

$$\tan \theta = \frac{F_V}{F_H}$$
$$\frac{dy}{dx} = \frac{gms}{F_H}$$

where  $ms$  is the mass of the cable integrated from  $[0, s]$  along the cable, and  $F_H$  is constant.

# Catenary addendum

---

Taking derivatives with respect to  $x$  we get

$$\frac{d}{dx} \frac{dy}{dx} = \frac{d}{dx} \frac{m(x)g}{F_H}$$
$$y'' = \frac{mg}{F_H} \frac{ds}{dx}$$

where we know that  $\frac{ds}{dx} = \sqrt{1 + y'^2}$  so

$$\frac{y''}{\sqrt{1 + y'^2}} = \frac{mg}{F_H}$$

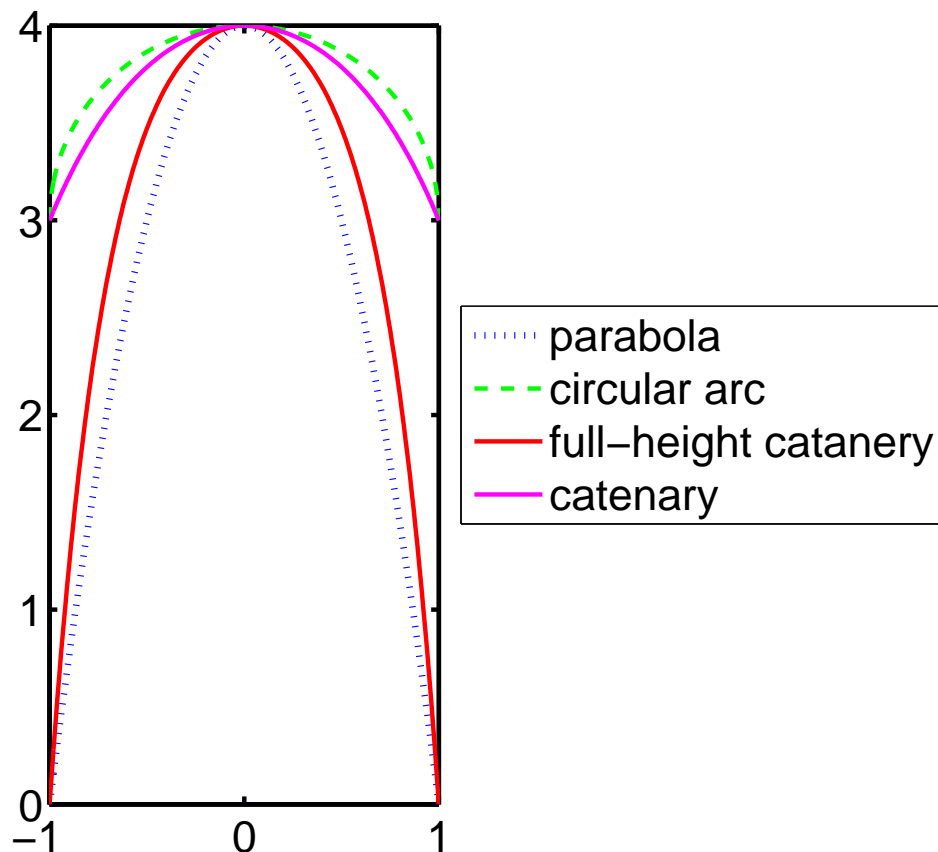
which has the same solution, but now  $c_1$  has a meaning

$$y(x) = \frac{F_H}{mg} \cosh \left( \frac{mg}{F_H} x \right).$$



# The shape of an arch

Flip a catenary upside down, and the above argument shows simply that the strongest form of an arch is an inverted catenary. This balances the forces at each point, so that the arch is under the least possible stress.



Note that  $F_H$  must be applied to the edges or the arch will collapse outwards.

# The shape of an arch

---

However, this argument assumes that the arch's own weight is all that matters. Commonly, an arch supports a wall above, and so the forces are not so simply described. The shape that is optimal is closer to the shape of a suspension bridge, which we shall see in tutorials is a parabola.

- BTW, the Gateway Arch in St Louis isn't strictly a catenary as is sometimes claimed.

<http://www.springerlink.com/content/u7734w06700776x0/>

- the optimal form changes if the “arch” isn't a pure curve, but has shape.

# Other arches

---

- Sheffield Winter Garden

[http://en.wikipedia.org/wiki/Sheffield\\_Winter\\_Garden](http://en.wikipedia.org/wiki/Sheffield_Winter_Garden)

<http://algebraproject07.wikispaces.com/Mathematical+Inform>

- Arches under Gaudi's Casa Milá

[http://en.wikipedia.org/wiki/Casa\\_Mil%C3%A0](http://en.wikipedia.org/wiki/Casa_Mil%C3%A0)

- Dome in St Paul's Cathedral

[http://en.wikipedia.org/wiki/St\\_Paul%27s\\_Cathedral](http://en.wikipedia.org/wiki/St_Paul%27s_Cathedral)

There are others but they often aren't exact catenaries – sometimes they are parabolas, which is also the shape of a suspension bridge (BTW, the difference is tiny for such cases)

# Some history

---

- 1638, Galileo, a hanging cord is an approximate parabola, and the approximation improves as the curvature gets smaller
- Joachim Jungius showed it wasn't a parabola (published posthumously in 1669)
- Hooke discovered optimal shape of arch in 1671 published it as a Latin Anagram
  - Published posthumously in 1705 as “Ut pendet continuum flexile, sic stabit contiguum rigidum inversum”, meaning “as hangs a flexible cable so, inverted, stand the touching pieces of an arch.”
- Derived by Leibniz, Huygens and Johann Bernoulli in 1691
- Euler worked on related problems in 18th century